

# Milk/Breakfast Bins



1 Martell

1 Russell

1/2 Curtis

2 Gamble

2 Kilpatrick

2 Martin

2 Woods

3 Beaulieu

1 Cup

1 Quarts

1 Martell

1 Russell

1/2 Curtis

2 Gamble

2 Kilpatrick

2 Martin

2 Woods

3 Beaulieu

# Mask Storage



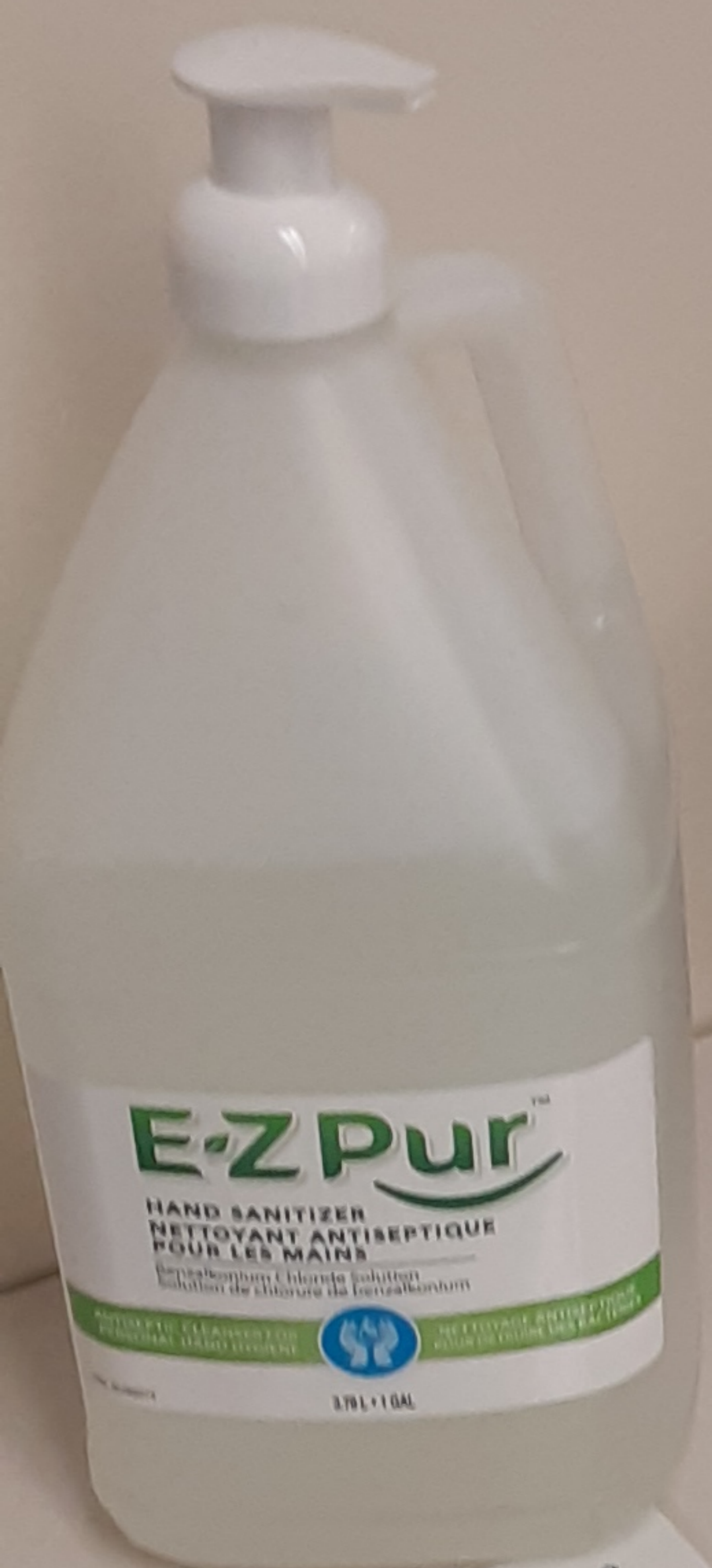
**Outside bubble toys**



Handwritten notes on lined paper, possibly including the name "Ella" and other illegible text.



Ziner Seal  
VENTS-CRITER  
Jesse



**COMMUNITY FACE MASK**  
 REDUCE THE SPREAD OF COVID-19

Combat the community spread of COVID-19. WEARING A COMMUNITY FACE MASK IS REQUIRED in public when physical distancing can't be maintained. This measure is to protect people and the person wearing the face mask, in case they are infected but do not have symptoms. Community face masks are not a substitute for proper hand hygiene or physical distancing, except those in your household.

**HOW TO PUT ON YOUR MASK**  
 It is important to understand that community masks have limitations and need to be used safely.

1. Ensure the face covering is clean and dry.
2. Before putting on your mask, wash your hands with soap and water for at least 20 seconds or use alcohol-based hand sanitizer.
3. Ensure your hair is away from your face. Secure the elastic loops of the mask around your ears. If your mask has strings, be sure to secure them around your head. Do not touch the front of the mask while you wear it. Wash your hands with soap and water for at least 20 seconds or use alcohol-based hand sanitizer if you accidentally touch your mask.
4. Cover your mouth and nose with the mask and make sure there are no gaps between your face and the mask.

For the latest information visit:  
[GNB.CA/CORONAVIRUS](http://GNB.CA/CORONAVIRUS)  
 May 8, 2020

**Brunswick**



Sit here →






# Line Up Spacing



# Line Up Spacing



**VISITOR GUIDELINE COVID-19**  
These items must be included as a minimum at each school location.



**Who is defined as a visitor?**

- Parents/Guardians/Classroom Family Members of students
- Visiting Professionals (ie substitute teachers, SLP, EAL, Public Health Nurses, Public Health Officers, Fire Marshal, emergency personnel, any person not regular to the school)
- ASES/Maintenance Personnel
- Contractors, delivery people (if they enter the building post reception)
- Volunteers
- This is not an all-inclusive list. If someone is within the school who is not a regular, everyday staff member, or student of the school, they need to be signing in for contact tracing purposes.

**Visitor Guidelines:**

1. Upon arrival, all visitors will review the QMB Screening Poster.
2. All visitors must wear a mask and are encouraged to wash/sanitize their hands upon entry to the building.
3. Visitors are to maintain physical distancing of 2MSP whenever possible between themselves and others. If distancing is not possible, a community mask must be worn.
4. **K**, after reviewing the poster, the visitor is permitted to enter the building, all visitors will proceed to reception and sign-in. Sign-in is mandatory for contact tracing purposes.
5. After the visitor signs in, if they are unfamiliar with the COVID guidelines within the building, the visitor must be escorted to their destination. Adhering to all signage and markers as they are being escorted.
6. Wash their hands frequently with soap and water or by using hand sanitizer.
7. Avoid touching the face, eyes, nose or mouth with unwashed hands.
8. Cover the mouth and nose with a disposable tissue or the crook of the elbow when coughing or sneezing.
9. Visitors are encouraged to sanitize their hands once they have left the building.

**Other Notes:**

If you start to feel ill while at the school, you are to put on a community mask immediately and promptly exit the building. If you require someone to pick you up, you must wear a mask on and maintain physical distancing of 2MSP between yourself and others.


**Emergency Situation** - The person in which the visitor is there to see is responsible for the visitor. If the visitor is someone familiar with the school's process, proceed as normal or as directed by the school.

Some groups (Especially language participants) may have additional measures in place. Visitors will abide by these protocols as directed by these groups. If they are required to complete a screening/sign in form with these groups, the visitor would not need to sign in at well with reception.













Thank you for keeping our students, staff and the public safe!

Updated July 2021 Page 1 of 1

**ATTENTION**

 If you answer **YES** to any of the following questions, **DO NOT ENTER** this building. Please return home and self-isolate.

- Do you have TWO (2) of the following symptoms that are not related to a known pre-existing health condition (i.e., seasonal allergies)? **YES**, you should be tested for COVID-19.

 Fever	 Cough or sore throat	 Sneezing	 Loss of sense of smell or taste	 Fatigue, muscle aches or headache	 Nausea
 Runny nose	 Sore throat	 Reddened or itchy eyes	 Headache	 Diarrhea	 Vomiting

- Have you been advised by Public Health, a health care provider or a space officer that you are required to self-isolate?
- Are you staying from COVID-19 or COVID-19 that results in COVID-19 in your household?
- Have you travelled outside of the Alberta bubble in the past 14 days?
- Are you an individual in your household returned from outside of the Alberta bubble in the past 14 days, and you or anyone within the household has developed new or new appearing symptoms?

**If you answered NO to the above questions, YOU MAY ENTER the facility.**

If you are experiencing any symptoms, you should get tested. You can get tested online by clicking "Get tested" on the QMB Coronavirus website, or by contacting your primary health-care provider.

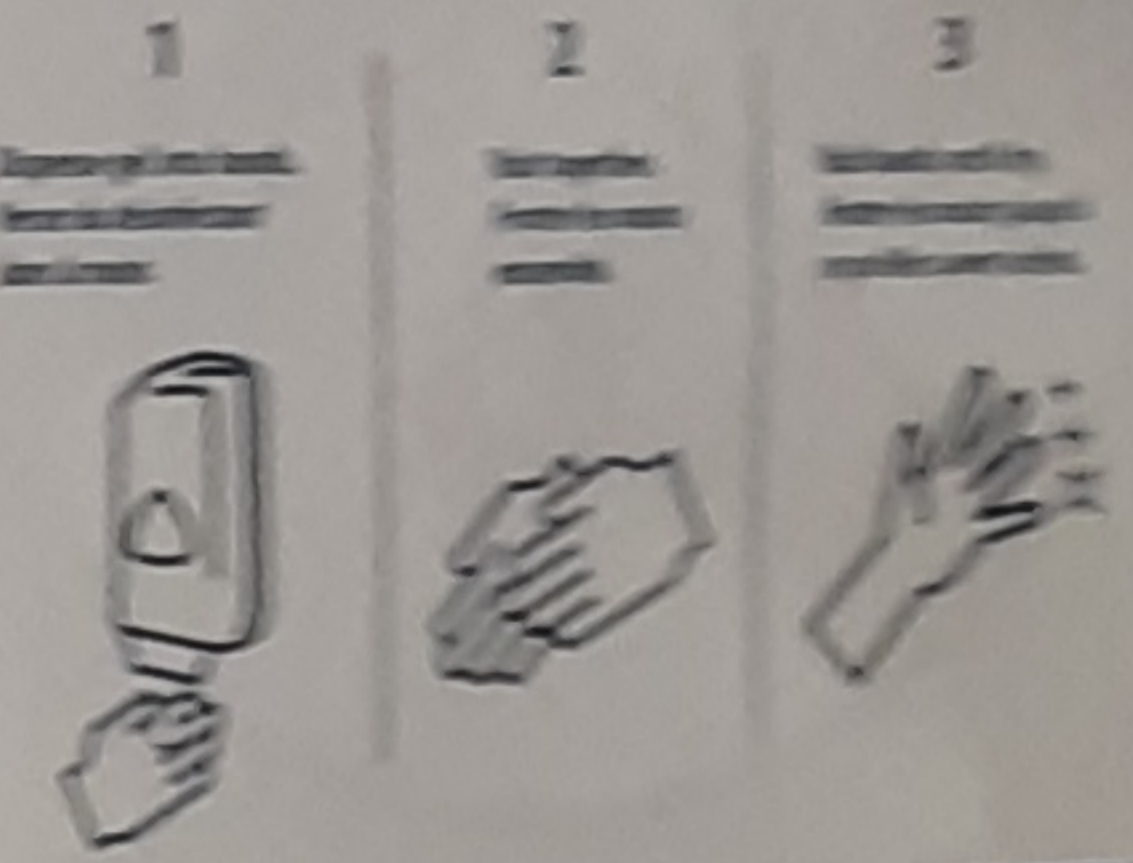
For more information, visit [www.gpac.ca](http://www.gpac.ca)

**USE HAND SANITIZER** / **UTILISEZ UN DÉSINFECTANT POUR LES MAINS**

**PROTECT YOURSELF AND OTHERS FROM GETTING SICK** / **PROTEGEZ-VOUS ET LES AUTRES D'ÊTRE MALADES ET DE CONTRACTER L'ÉPIDÉMIOLOGIE MALADIE**

**How to use hand sanitizer while in the building** / **Comment utiliser le désinfectant pour les mains dans le bâtiment**

1. Dispense the hand sanitizer into your palm.
2. Rub your palms together.
3. Rub the back of your hand over your palm.



[www.gpac.ca](http://www.gpac.ca)



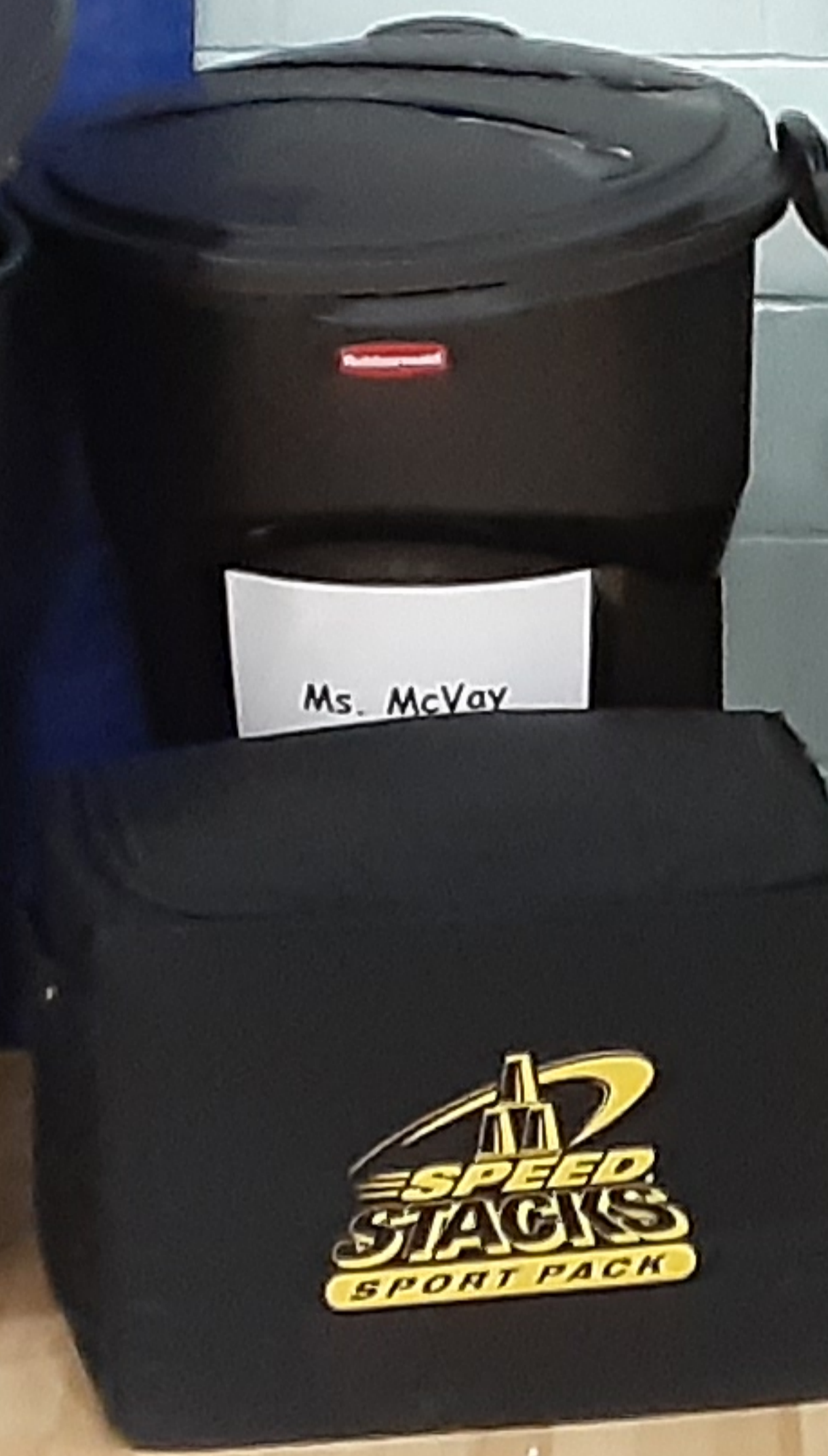
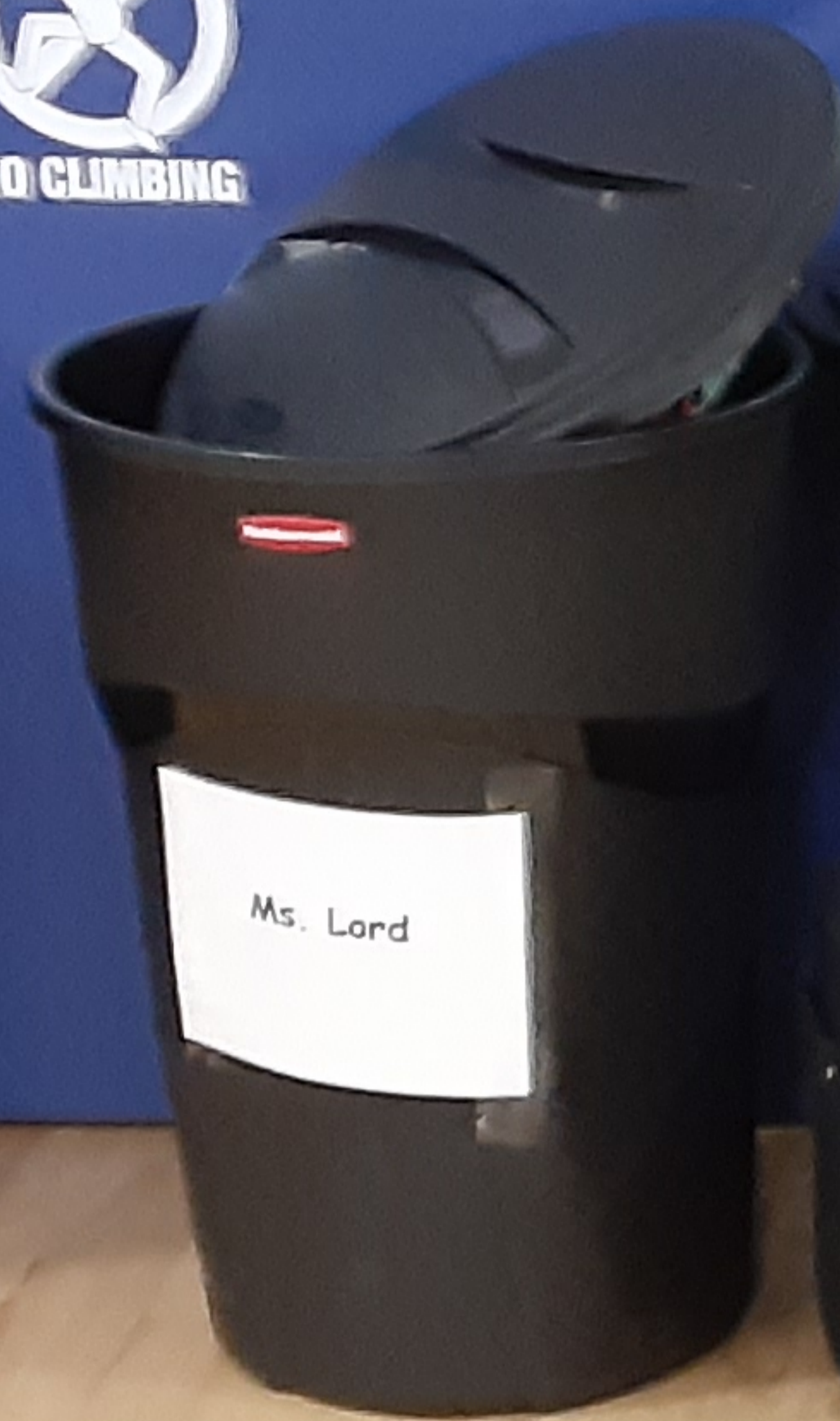
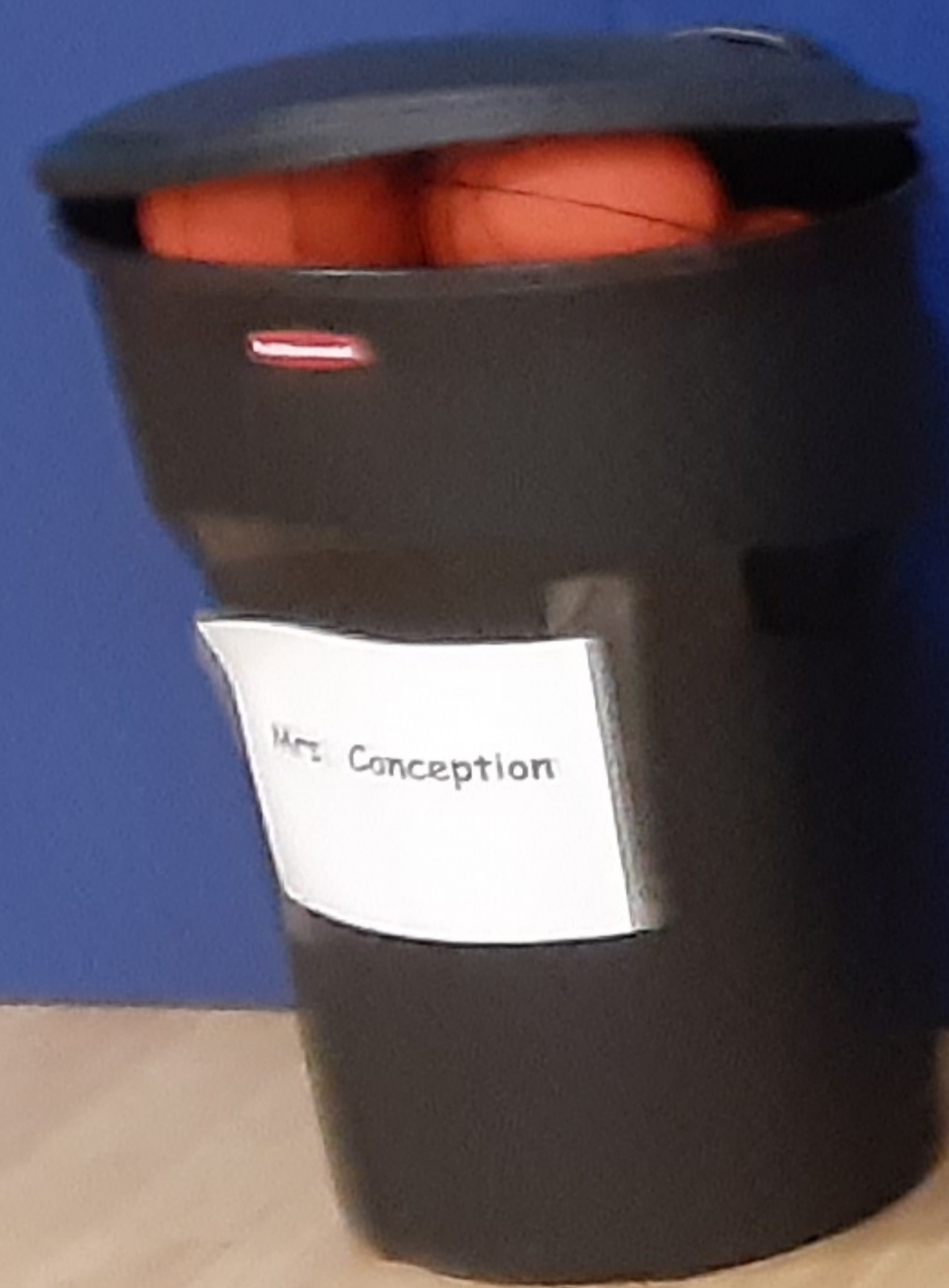


Guess  
Who?!

How do you solve a  
**PROBLEM?**

<b>L</b>	LOOK AND LISTEN
<b>E</b>	EXPLORE POINTS OF VIEW
<b>A</b>	ACT
<b>D</b>	WANT IT TO WORK?
<b>S</b>	SEEK HELP

**Be a WITS Leader!**



# Bus Line Up #s

